



Dear Parent/Carer,

Bromcom My Child At School App

We currently use a parent app called School Gateway.

From **Monday, 23rd May** we will begin to use a new parent app called **My Child At School (MCAS)**. The parent app will become our preferred method of communication with you using app notifications.

What is MCAS?

MyChildAtSchool (MCAS) is a portal that can enable parents to view their child's academic performance in real-time via a web browser or mobile app. This facility allows exclusive access to key academic dates, attendance information and the personal details the academy holds for you and your child. The academy may use some or all of the following modules which are available in MCAS:

- Notifications
- Pupil details check
- Attendance
- Parent consents
- Parents evening booking
- Clubs and trips
- Dinner money
- Online payments
- Behaviour
- Reports

Downloading the app and logging in

We are encouraging you all to take the time to install the app as, from September, app notifications will be our preferred method of communication with you.

The app is available through the Google Store or Apple Store, just search for **My Child At School app by Bromcom Computers Plc**.


In the coming weeks, the academy will send you an invitation email that contains the details you need to register and log in. This invitation will go to the email address you have provided to the academy.

If you don't get this email, contact the academy to check the email address we hold for you.

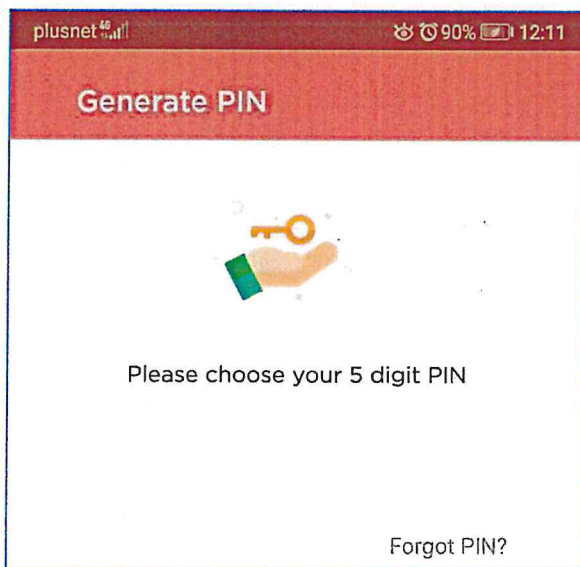
Regards,

Example Academy

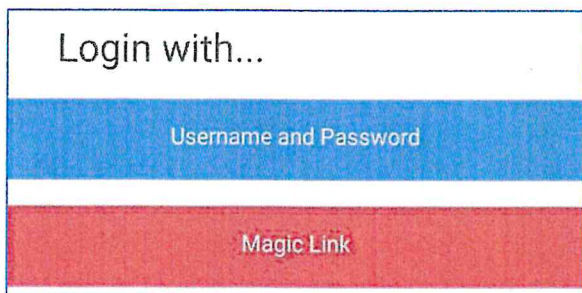
Step 1: Download the app



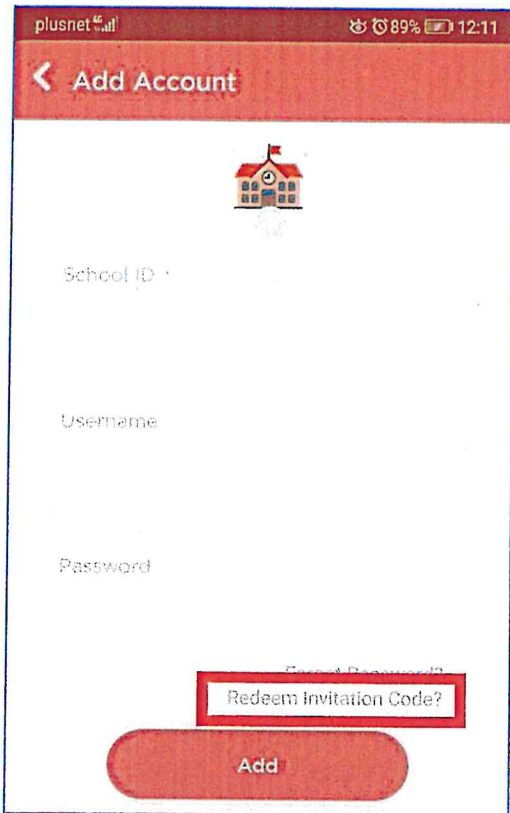
Step 2: Open the app and create a PIN



Step 3: Select Login with Username and Password



Step 4: Click on Redeem Invitation Code



Step 5: Enter the details from your invitation email

